GELEN

PRODUCT BROCHURE




WB SERIES

# WOBBLER FEEDERS

FEEDS THE BIG STONE. SCALPS THE FINES.

WB SERIES

# VERSATILE FEEDING FOR STICKY, MUDDY RUN-OF-MINE.

When clay and mud blind a conventional grizzly, a wobbler feeder keeps working. WB feeders carry oversize forward at a controlled rate on shafts of lobed paddles set 90° apart; as they turn, fines, mud and dirt drop through the gaps between them, and the turning keeps those gaps open. Two models, 1,400 and 1,600 mm wide.

**2**
MODELS IN THE SERIES

**5.2 × 9.8 ft**
LARGEST DECK

**573 stph**
MAX. THEORETICAL OUTPUT

**50 hp**
MAX. INSTALLED POWER



APPLICATIONS

- WET & STICKY RUN-OF-MINE
- CLAY-BOUND QUARRIES & PITS
- PRIMARY CRUSHER FEED
- SCALPING MUD & FINES
- MINING & RECYCLING




DESIGN

# SEVEN SHAFTS, ONE CHAIN.

Seven lobed shafts turn together, linked by roller chains to one drive: the bed rocks and walks forward while the fines drop through. Shown: a WB1630.

**1** Seven wobbler shafts

Lobed paddles set 90° apart on every shaft; all seven turn together and the bed rocks and walks forward.

**2** The same gap all the way round

Neighbouring paddles keep a constant clearance; fines, mud and dirt drop through, the rest rides on.

**3** One motor, one gearbox

37 kW through four V-belts to a shaft-mounted gearbox on the drive shaft.

**4** Roller-chain train

Six roller chains hold every shaft in its station, all at one speed.

**5** Lined side walls

Bolted wear plates on the side walls and the feed chute, renewed zone by zone.

## Feeds and scalps in one

- Controlled feed of oversize to the primary crusher
- Fines, mud and dirt fall through the gaps
- Less clay reaches the crusher and the screens

## Made for sticky feed

- Turning paddles roll and break up sticky material instead of letting it pack
- A constant gap between neighbouring paddles
- Wide decks for the large, mixed feed of pits and clay-bound quarries

## One simple drive

- One motor, V-belts and a shaft-mounted gearbox
- Roller chains keep every shaft at the same speed
- Bolted wear plates renewed zone by zone








SPECIFICATIONS

# WOBBLER FEEDERS - WB SERIES

| MODEL | WIDTH in | LENGTH in | POWER hp | THEORETICAL CAPACITY stph |
|---|---|---|---|---|
| **WB1430** | 55.1 | 118.1 | 50 | 320 - 496 |
| **WB1630** | 63.0 | 118.1 | 50 | 364 - 573 |

Values are nominal and depend on feed material, gradation and moisture. Imperial units converted from the metric originals; a metric edition of this brochure is available on request.
Theoretical capacity is calculated for material with a bulk density of 1.6 t/m$^3$ (100 lb/ft$^3$) and calibrated against published wobbler feeders of the same widths. Actual capacity depends on the material, its moisture and clay content, and the lump size.



CHOOSE YOUR MODEL

# ONE SERIES. THE WHOLE RANGE.

Two models, 1,400 and 1,600 mm wide, both 3 m long and driven by 37 kW. Each bar spans a model's theoretical capacity at a bulk density of 1.6 t/m$^3$; the note gives its size.

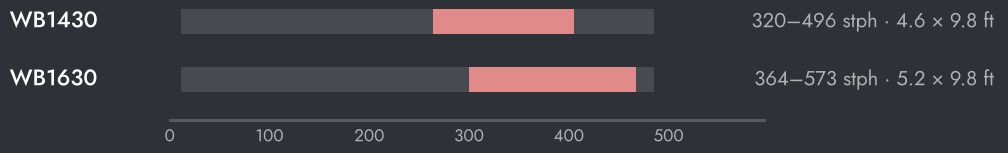




## SETTING THE MACHINE

- Keep the feed onto the shafts steady, so they roll a consistent bed.
- Inspect the paddle tips and the gaps regularly; worn paddles widen the gaps and change what bypasses the crusher.
- Check the drive, the chains and the lubrication points on a schedule.

## HOW TO CHOOSE

**01** Start from the feed: tonnage, largest lump, and how much clay and moisture it carries.

**02** Choose the width for the lump size and the tonnage; read the theoretical capacity off the bar.

**03** Use a wobbler where sticky feed blinds a vibrating grizzly; with dry, free-flowing rock a vibrating grizzly feeder is simpler.



IN THE PLANT

# WHERE IT WORKS.

The wobbler sits under the dump hopper at the head of the plant. It feeds the primary crusher and drops the fines, mud and dirt onto a by-pass conveyor, so the clay never reaches the crusher or the screens.

## TYPICAL PLANT FLOW

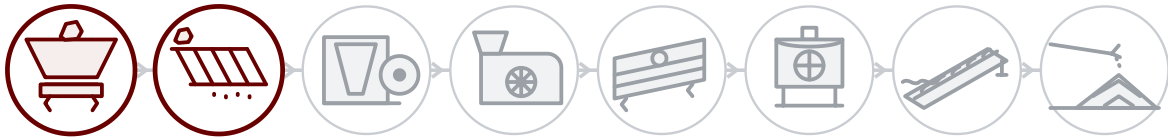


## BEHIND EVERY MACHINE

### Field service

Installation, commissioning and inspection by GELEN engineers, on site anywhere we sell.

### Spares by serial number

Every machine has a serial and a QR on its nameplate. Scan it, and its parts list, manuals and service history open — and a spares order is one tap away.

### Remote support

Production data, alarms and performance analytics from every connected plant, with support from the works.

CONTACT

# TALK TO THE WORKS.


ASO 1. OSB, Oğuz Cd. No: 31
06930 Sincan, Ankara, Türkiye

| | |
|---|---|
| PHONE | +90 312 267 06 20 |
| E-MAIL | gelenmakina@gelenmakina.com |
| WEB | gelenmakina.com |


Full specifications, drawings and every other GELEN machine are in the Products Catalogue.

SCAN FOR THE PRODUCT PAGE, CATALOGUE AND ENQUIRY FORM.

