GELEN

PRODUCT BROCHURE



TB · BE SERIES

VIBRATING FEEDERS

THE PLANT RUNS AT THE SPEED OF ITS FEEDER.

A COMPLETE RANGE OF FEEDERS ENGINEERED FOR SAFETY, WEAR PROTECTION AND LOW MAINTENANCE.

A crusher only makes what its feeder gives it. TB vibrating feeders meter run-of-mine rock out of the hopper at a controlled rate; BE grizzly feed screens scalp the fines and undersize out before the primary, so the crusher only sees what it needs to crush.

17
MODELS IN THE SERIES

1.5 × 5.5 m
LARGEST DECK

0.6 m wide
FROM

5.5 m long
UP TO

APPLICATIONS

PRIMARY FEEDING · SCALPING BEFORE THE CRUSHER · HOPPER DISCHARGE · SECONDARY & TERTIARY FEED · MOBILE PLANTS





DESIGN

ANATOMY OF A GRIZZLY FEEDER.

Heavy plate, replaceable liners and twin vibrator motors: a machine designed to take the impact of a loader bucket every minute of the shift.

1 Grizzly bars
Stepped, tapered grizzly bars that self-clean; spacing set to the primary's feed size, bars replaceable individually.

2 Lined feed pan
Solid pan with bolted wear liners under the hopper impact zone.

3 Twin vibrator motors
Two counter-rotating vibrator motors give a linear stroke; feed rate is set by speed and stroke.

4 Replaceable liners
Wear liners on every surface the rock touches, bolted for fast replacement.

5 Spring brackets
Coil-spring isolation on bolted brackets at the four corners, keeping vibration out of the hopper structure.

6 Heavy side plates
Stress-relieved, bolted side plates carry the pan and the grizzly section as one stiff body.

Controlled feed

- Adjustable speed and stroke for precise feed rate
- Linear motion conveys evenly across the full width
- Protects the crusher from surges and fines packing

Built for impact

- Heavy plate body with bolted wear liners
- Replaceable grizzly bars, individually
- Coil-spring isolation of the hopper structure

Complete range

- Pan feeders from 0.6 to 1.4 m wide, up to 5.5 m long
- Grizzly feed screens matched to every CK and PDK primary
- Wobbler, reciprocating and apron feeders for special duties







SPECIFICATIONS

VIBRATING FEEDERS · TB · BE SERIES

MODEL	WIDTH mm	LENGTH mm	POWER kW
TB SERIES · VIBRATING FEEDERS			
TB615	600	1500	2x0.9
TB817	800	1700	2x1.2
TB917	900	1700	2x1.2
TB920	900	2000	2x2.6
TB930	900	3000	2x5.5
TB940	900	4000	2x7.1
TB9540	950	4000	2x7.6
TB9555	950	5500	2x7.6
TB1020	1000	2000	2x2.6
TB1255	1200	5500	2x9.8
TB1320	1300	2000	2x2.6
TB1335	1300	3500	2x8.5
TB1355	1300	5500	2x11.5
TB1445	1400	4500	2x11.5
TB1455	1400	5500	2x13

MODEL	WIDTH mm	LENGTH mm	POWER kW
BE SERIES · GRIZZLY FEED SCREENS			
BE1525	1500	2500	2x8
BE1423	1400	2300	2x5.3

Values are nominal and depend on feed material, gradation and moisture. Metric units; an imperial edition of this brochure is available on request.



FROM THE MANUAL

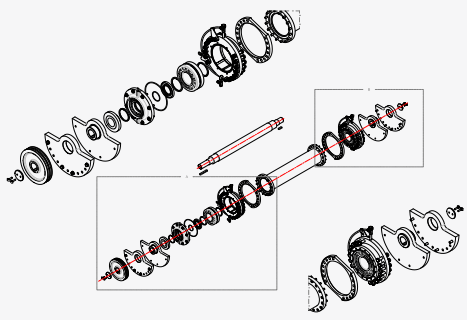

BE1430 drive — vibrator shaft, counterweights and bearing housings.

CHOOSE YOUR MODEL

ONE SERIES. THE WHOLE RANGE.

Fifteen TB pan feeders and two BE grizzly feed screens, sized to every GELEN primary crusher.

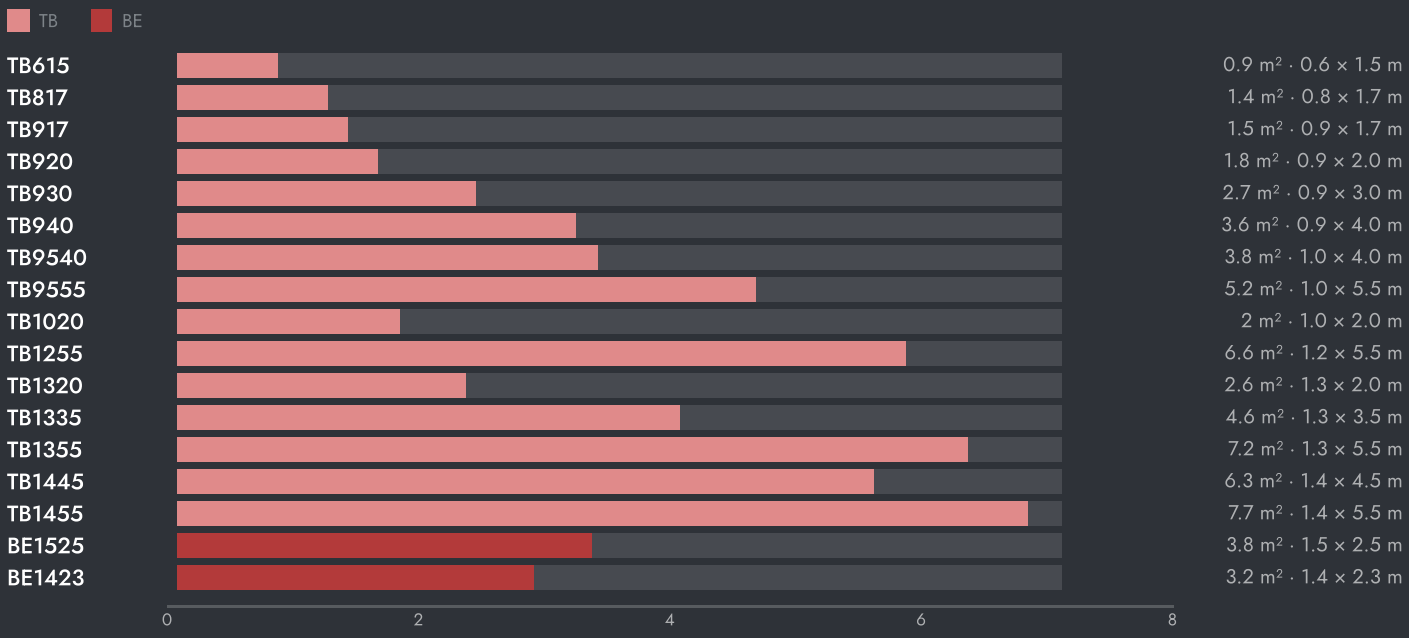



SETTING THE MACHINE

- Feed rate — set by vibrator speed and stroke, from the control panel while running.
- Grizzly spacing — bars spaced to the primary crusher's feed size; replaceable individually.
- Liners — bolted wear liners on the pan and impact zone, in manganese or AR steel.

HOW TO CHOOSE

01 Width follows the largest lump: pan at least 2.5 times the maximum feed size.

02 Length gives retention and scalping time; 5.5 m pans for a primary, 2 m for a bin discharge.

03 Pair a BE grizzly feed screen with the primary crusher it protects.



IN THE PLANT

WHERE IT WORKS.

The feeder is the first machine in the plant: under the hopper, ahead of the primary crusher, with the grizzly section scalping fines straight to the by-pass conveyor.

TYPICAL PLANT FLOW

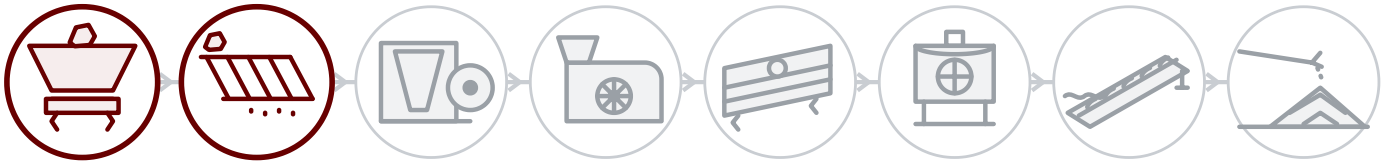

BEHIND EVERY MACHINE

Field service

Installation, commissioning and inspection by GELEN engineers, on site anywhere we sell.

Spares by serial number

Every machine has a serial and a QR on its nameplate. Scan it, and its parts list, manuals and service history open — and a spares order is one tap away.

Remote support

Production data, alarms and performance analytics from every connected plant, with support from the works.

CONTACT

TALK TO THE WORKS.

ASO 1. OSB, Oğuz Cd. No: 31
06930 Sincan, Ankara, Türkiye

PHONE	+90 312 267 06 20
E-MAIL	gelenmakina@gelenmakina.com
WEB	gelenmakina.com

SCAN FOR THE PRODUCT PAGE, CATALOGUE AND ENQUIRY FORM.

Full specifications, drawings and every other GELEN machine are in the Products Catalogue.

