GELEN

PRODUCT BROCHURE



STE SERIES

INCLINED SCREENS

CIRCULAR MOTION. CONSISTENT CUT.

STE SERIES

RELIABLE PERFORMANCE FROM THE COARSEST TO THE FINEST SEPARATIONS.

Two-bearing circular-motion screens with the shaft on the centre of gravity, so the whole deck moves the same way and the cut is the same from feed end to discharge. Ten models from 1.0 × 2.0 m to 2.4 × 7.0 m, in two, three or four decks, dry or wet.

10
MODELS IN THE SERIES

7.9 × 23 ft
LARGEST DECK

4
DECKS

50 hp
MAX. INSTALLED POWER

APPLICATIONS

AGGREGATE SIZING · SCALPING AFTER PRIMARY · WET SCREENING & RINSING · SAND CLASSIFICATION · MINING



FROM THE MANUAL

Counterweight assembly — sets the stroke

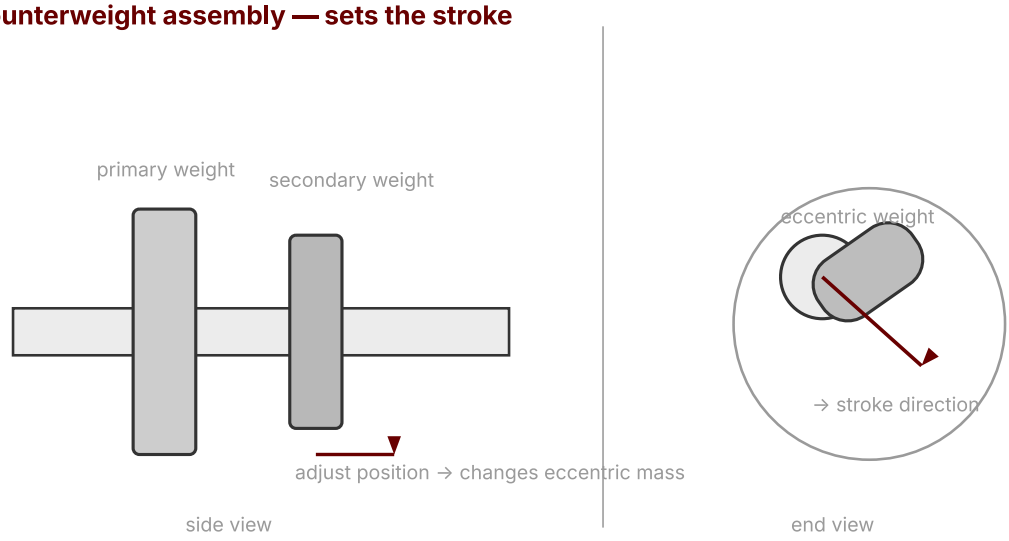

Counterweight assembly — the eccentric mass on the exciter shaft sets the stroke.



DESIGN

ANATOMY OF AN STE.

A screen is a spring-mounted box that shakes. Everything in the STE is about making that box stiff, the shake precise, and the media easy to change.

1 Lined feed box

Replaceable liners where the feed lands, and a lifting lug at each corner of the body.

2 Huck-bolted side plates

Stress-relieved side plates with bolted stiffeners and no welds in the vibrating structure.

3 Centre-mounted exciter

Shaft with counterweights at the centre of gravity gives a true circular motion over the whole deck. Stroke is adjusted by the counterweights.

4 Two to four decks

Deck frames bolted, not welded, so a deck can be added or the deck angle changed on site.

5 Any screening media

Wire mesh, polyurethane, rubber or perforated plate on bolted tension rails, changed from the deck.

6 Discharge lips

Bolted, replaceable discharge lips on every deck; spray bars fit above them for wet screening.

Versatile

- Dry, wet, washing and rinsing configurations
- Stroke, angle and speed adjustable to the application
- Two, three or four decks on the same body

Built to last

- Stress-relieved, huck-bolted side plates
- Heavy exciter bearings with grease or oil lubrication
- Replaceable liners on the feed box and discharge lips

Easy to maintain

- Media changes from the deck, no crane needed
- Bolted deck frames and cross members
- Standard drive and bearing families across the range







SPECIFICATIONS

INCLINED SCREENS · STE SERIES

MODEL	WIDTH in	LENGTH in	2-DECK lb	3-DECK lb	4-DECK lb	POWER hp
STE2470	94.5	275.6	31,967	–	–	40
STE2470	94.5	275.6	–	37,258	43,211	50
STE2460	94.5	236.2	27,778	–	–	30
STE2460	94.5	236.2	–	33,951	40,785	40
STE2060	78.7	236.2	23,149	–	–	25
STE2060	78.7	236.2	–	30,203	32,187	30
STE2050	78.7	196.9	25,133	–	–	20
STE2050	78.7	196.9	–	26,896	30,424	25
STE1650	63.0	196.9	17,857	19,401	20,944	20
STE1640	63.0	157.5	14,550	15,432	–	15
STE1240	47.2	157.5	9,259	10,362	11,464	10
STE1030	39.4	118.1	5,071	5,512	–	7
STE1025	39.4	98.4	4,630	–	–	5
STE1020	39.4	78.7	3,417	–	–	4

Values are nominal and depend on feed material, gradation and moisture. Imperial units converted from the metric originals; a metric edition of this brochure is available on request.



FROM THE MANUAL

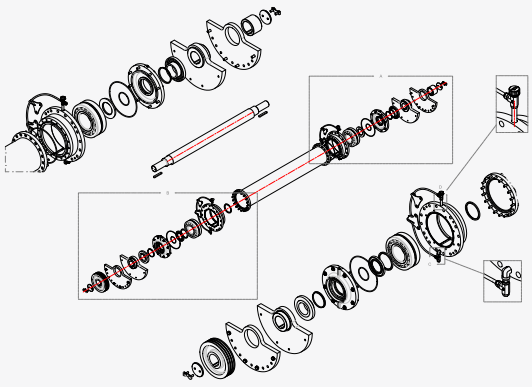

STE exciter — shaft, counterweights, bearings and housings.

CHOOSE YOUR MODEL

ONE SERIES. THE WHOLE RANGE.

From the STE1020 for a small sand line to the STE2470 four-deck at 2.4 × 7.0 m for a high-capacity aggregate plant.

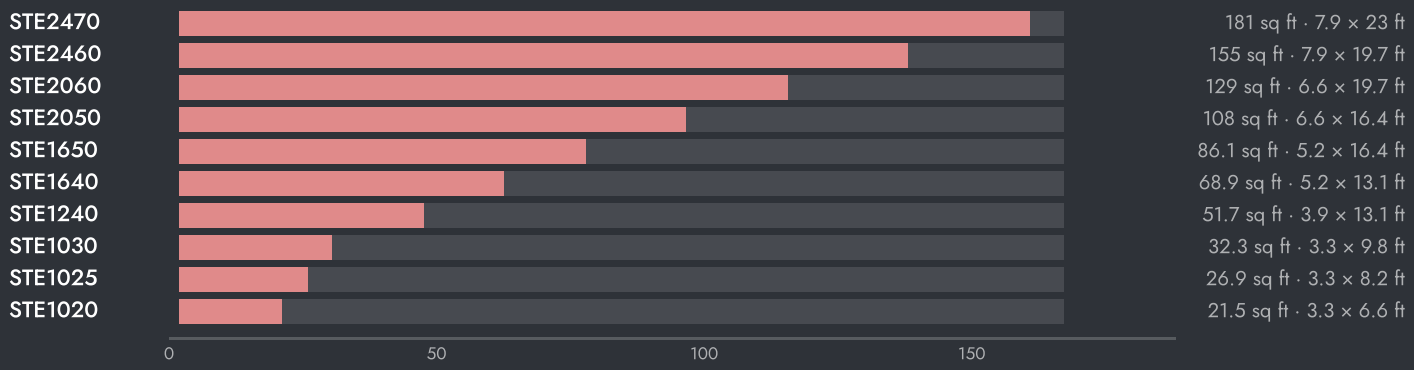



SETTING THE MACHINE

- Stroke — set by adding or removing counterweights on the exciter shaft.
- Inclination — 15° to 25°, set at the support frame; steeper for coarse, flatter for fine cuts.
- Speed — set at the drive; higher speed for fine screening, lower for scalping.

HOW TO CHOOSE

01 Deck area follows from feed rate and cut size: about 1 m^2 per 25–35 t/h at 20 mm.

02 Add a deck for every extra product; three decks make four fractions.

03 Choose 2.4 m width for high tonnage, 1.0–1.6 m for sand and small plants.



IN THE PLANT

WHERE IT WORKS.

Inclined screens sit after the secondary and tertiary crushers, sizing the product into its sale fractions and returning the oversize to the crusher in closed circuit.

TYPICAL PLANT FLOW

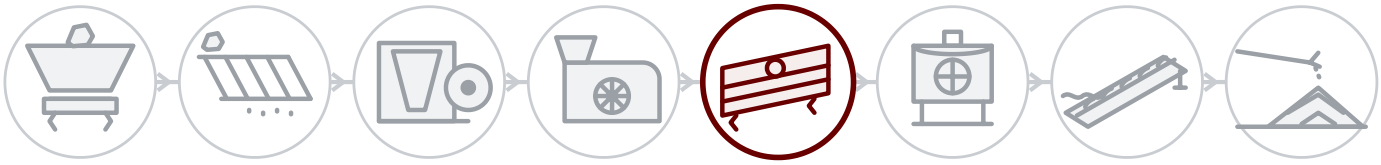

BEHIND EVERY MACHINE

Field service

Installation, commissioning and inspection by GELEN engineers, on site anywhere we sell.

Spares by serial number

Every machine has a serial and a QR on its nameplate. Scan it, and its parts list, manuals and service history open — and a spares order is one tap away.

Remote support

Production data, alarms and performance analytics from every connected plant, with support from the works.

CONTACT

TALK TO THE WORKS.

ASO 1. OSB, Oğuz Cd. No: 31
06930 Sincan, Ankara, Türkiye

PHONE	+90 312 267 06 20
E-MAIL	gelenmakina@gelenmakina.com
WEB	gelenmakina.com

Full specifications, drawings and every other GELEN machine are in the Products Catalogue.

SCAN FOR THE PRODUCT PAGE, CATALOGUE AND ENQUIRY FORM.

