GELEN

PRODUCT BROCHURE

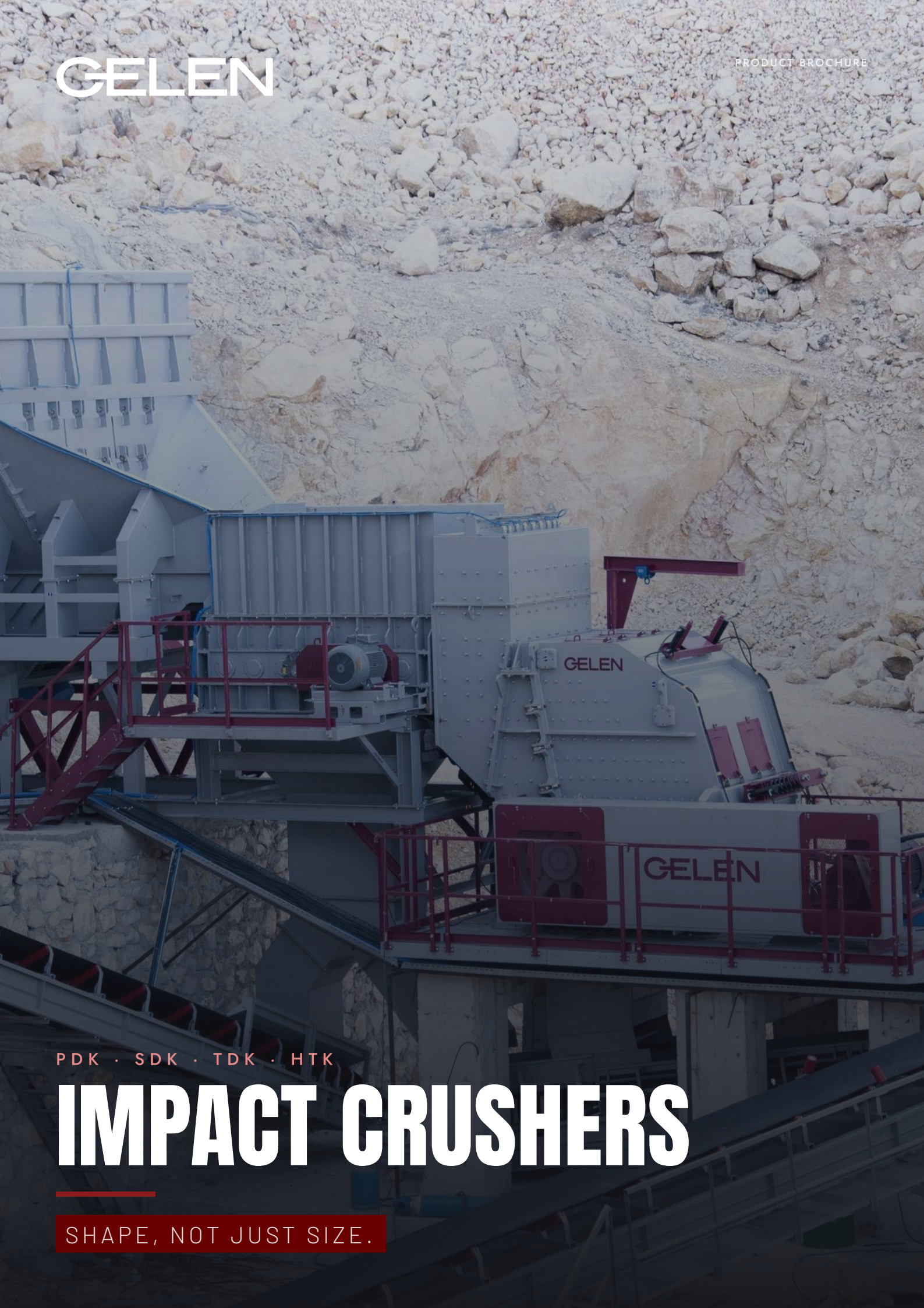

PDK · SDK · TDK · HTK

IMPACT CRUSHERS

SHAPE, NOT JUST SIZE.

PDK · SDK · TDK · HTK

THE ROBUST ROTOR, HIGH-QUALITY WEAR PARTS AND WELL-ENGINEERED CHAMBER DESIGNS.

Horizontal-shaft impact crushers for every stage: PDK for primary crushing of soft to medium-hard rock, SDK for the second stage, TDK and the high-speed HTK for tertiary crushing and sand. All of them are built around GELEN's heavy rotor, cast-alloy blow bars and a chamber engineered for a cubical product in one pass.

17
MODELS IN THE SERIES

1,300 mm
MAX. FEED SIZE

900 t/h
MAX. OUTPUT

400 kW
MAX. INSTALLED POWER

APPLICATIONS

LIMESTONE QUARRIES · ASPHALT & CONCRETE AGGREGATES · RECYCLING · MANUFACTURED SAND · INDUSTRIAL MINERALS





DESIGN

ANATOMY OF AN IMPACTOR.

Reduction happens in the air: the rotor throws rock against the breaker plates, and rock against rock. The only parts that wear are the ones designed to.

1 Feed hopper and chains

A wide inlet with heavy curtain chains contains fly-back and keeps large feed moving into the rotor.

2 Heavy welded housing

Stress-relieved plate housing with bolted, replaceable liners on every impact face.

3 Hydraulic inspection doors

The housing opens hydraulically for blow-bar changes and inspection from a safe platform.

4 Rotor and belt drive

A massive rotor body on the shaft behind this pulley, carrying four cast-alloy blow bars that are reversed and replaced without removing the rotor.

5 Adjustable breaker plates

Two or three breaker plates, adjusted hydraulically to set the product size and gradation.

6 Overload protection

Hydraulic breaker-plate release passes uncrushable tramp iron without damage.

High reduction ratio

- Up to 1,300 mm feed on the PDK, reduced to road-base size in one pass
- Adjustable breaker plates for a wide range of product gradings
- Excellent product shape — cubical aggregate for concrete and asphalt

Built to last

- Heavy-duty rotor with premium wear parts
- Stress-relieved housing with replaceable liners
- Hydraulic overload release for tramp iron

Easy to run

- Hydraulic opening for fast blow-bar changes
- Optional rotor-speed variation for product control
- Same drive, bearings and wear-part families across the range



PRODUCT GRADATION

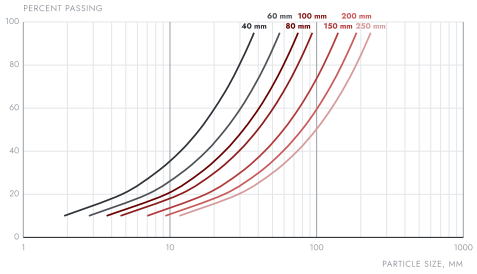

Technical graphs are for information only. Values are nominal and vary with feed material, gradation, moisture and operating conditions. Consult GELEN for your application.

FROM THE MANUAL

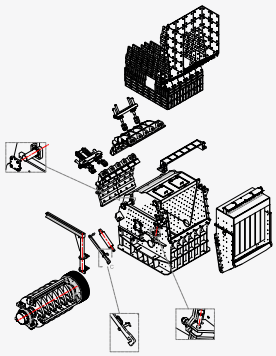

PDK1518 general arrangement — housing, rotor, breaker plates and drive.

SPECIFICATIONS

IMPACT CRUSHERS · PDK · SDK · TDK · HTK

MODEL	INLET OPENING mm	MAX. FEED SIZE mm	ROTOR DIAMETER mm	OUTPUT mtph	POWER kW	WEIGHT kg
PDK SERIES · PRIMARY						
PDK SERIES PRIMARY HORIZONTAL IMPACT CRUSHERS						
PDK1210	1040x900	800	1200	150 - 250	160	14,000
PDK1313	1340x1200	900	1300	250 - 400	200	18,200
PDK1415	1540x1300	1000	1400	300 - 600	250	22,000
PDK1518	1840x1400	1100	1500	400 - 750	315	34,600
PDK1620	2040x1600	1300	1600	500 - 900	355	41,800

MODEL	INLET OPENING mm	MAX. FEED SIZE mm	ROTOR DIAMETER mm	OUTPUT mtph	POWER kW	WEIGHT kg
SDK SERIES · SECONDARY						
SDK SERIES SECONDARY HORIZONTAL IMPACT CRUSHERS						
SDK1210	1040x800	400	1200	100 - 250	160	9,800
SDK1213	1340x800	500	1200	150 - 300	200	12,700
SDK1315	1540x900	600	1300	200 - 450	250	17,200
SDK1418	1840x940	650	1400	250 - 520	355	24,000
SDK1420	2040x980	700	1500	300 - 600	400	28,300
K36	1000x280	200	1535	75 - 130	90	12,900
K35	1500x280	200	1535	175 - 250	160	22,000

MODEL	INLET OPENING mm	MAX. FEED SIZE mm	ROTOR DIAMETER mm	OUTPUT mtph	POWER kW	WEIGHT kg
TDK · HTK SERIES · TERTIARY						
TDK SERIES TERTIARY IMPACT CRUSHERS						
TDK1215	330x1540	120	1200	150 - 250	315	20,600
TDK1212	230x1240	80	1200	100 - 150	250	16,500
TDK1285	230x890	80	1200	70 - 100	160	10,500
TDK1260	230x640	80	1200	40 - 70	110	7,200
HTK1010	300x1040	40	1000	80 - 100	200	6,000

Values are nominal and depend on feed material, gradation and moisture. Metric units; an imperial edition of this brochure is available on request.

CHOOSE YOUR MODEL

ONE SERIES. THE WHOLE RANGE.

PDK primaries from 150 to 900 t/h, SDK secondaries from 75 to 600 t/h, TDK tertiaries and the HTK high-speed rotor for manufactured sand.

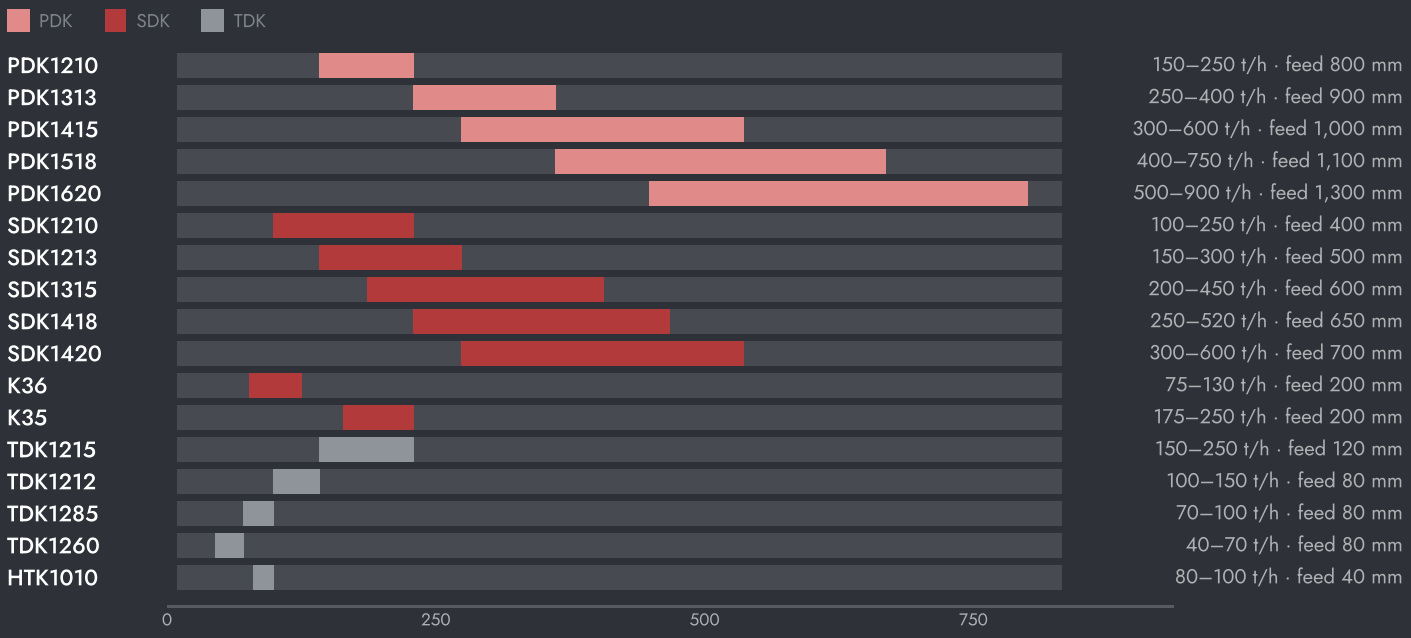

CAPACITY BY PRODUCT TOP SIZE

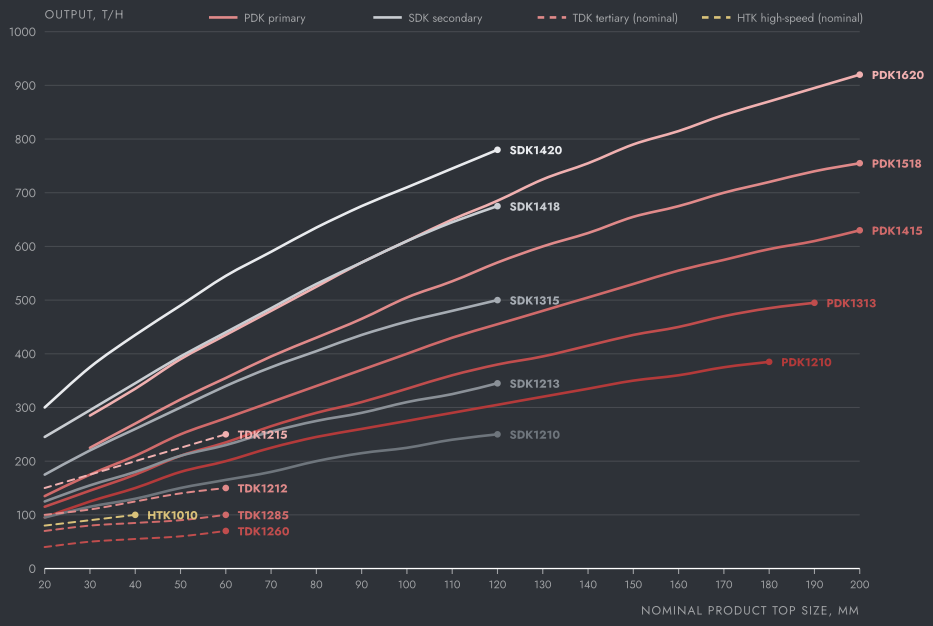

Technical graphs are for information only. Values are nominal and vary with feed material, gradation, moisture and operating conditions. Consult GELEN for your application.

HOW TO CHOOSE

01 PDK for run-of-mine feed up to 1,300 mm; SDK behind a primary; TDK and HTK for sand and chippings.

02 Read capacity from the curve at the product top size you sell, not at the maximum.

03 Softer, less abrasive rock favours the impactor; hard, abrasive rock favours a cone.



IN THE PLANT

WHERE IT WORKS.

A PDK replaces the jaw as the primary in softer rock. An SDK sits behind any primary; a TDK or HTK closes the circuit with the screens to make sand and chippings.

TYPICAL PLANT FLOW

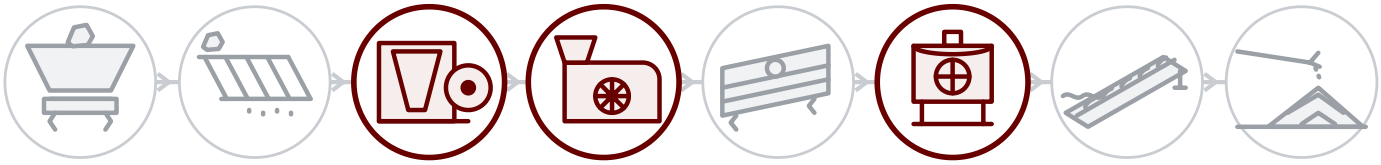

BEHIND EVERY MACHINE

Field service

Installation, commissioning and inspection by GELEN engineers, on site anywhere we sell.

Spares by serial number

Every machine has a serial and a QR on its nameplate. Scan it, and its parts list, manuals and service history open — and a spares order is one tap away.

Remote support

Production data, alarms and performance analytics from every connected plant, with support from the works.

CONTACT

TALK TO THE WORKS.

ASO 1. OSB, Oğuz Cd. No: 31
06930 Sincan, Ankara, Türkiye

PHONE	+90 312 267 06 20
E-MAIL	gelenmakina@gelenmakina.com
WEB	gelenmakina.com

SCAN FOR THE PRODUCT PAGE, CATALOGUE AND ENQUIRY FORM.

Full specifications, drawings and every other GELEN machine are in the Products Catalogue.

