GELEN

PRODUCT BROCHURE

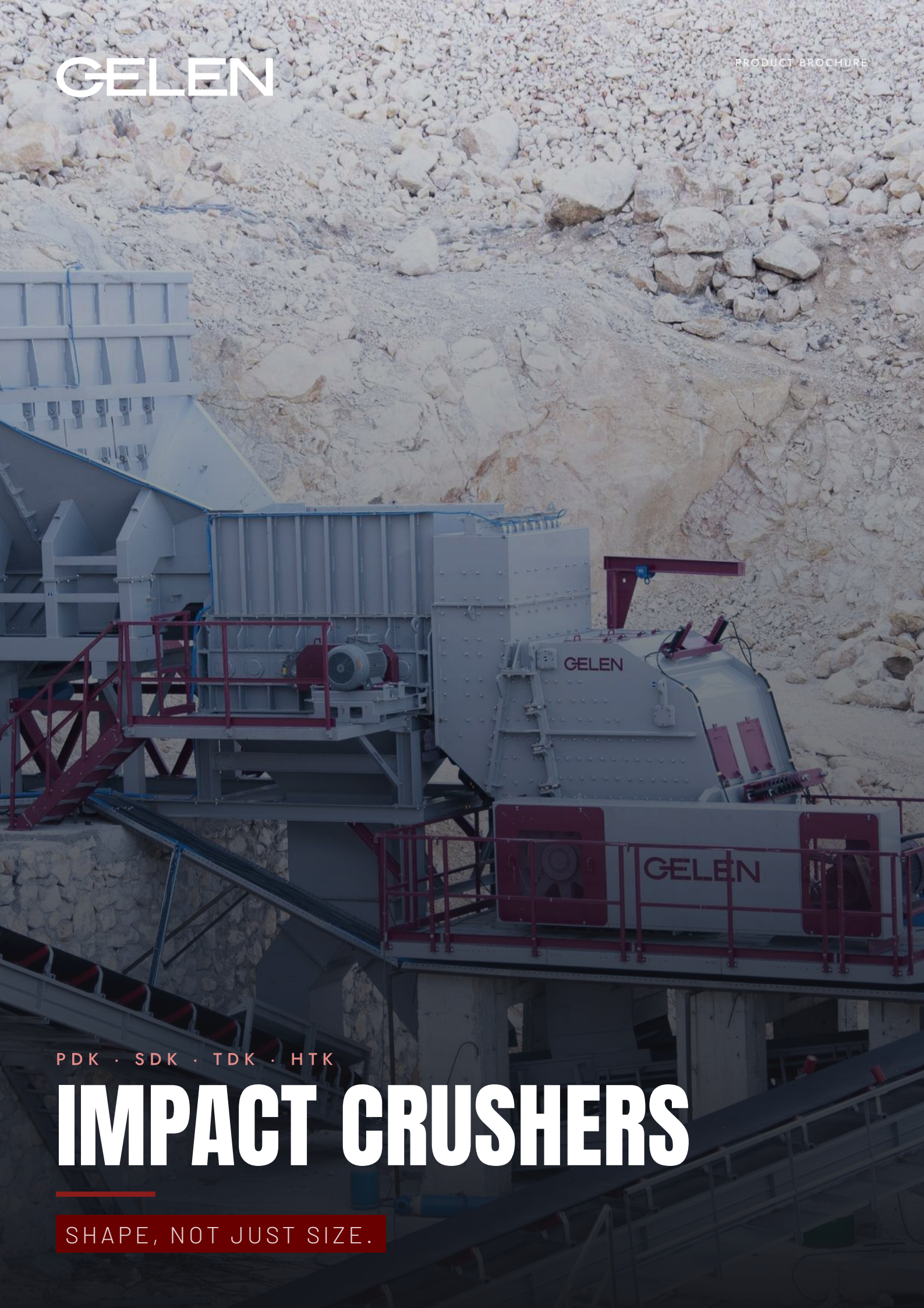

PDK · SDK · TDK · HTK

IMPACT CRUSHERS

SHAPE, NOT JUST SIZE.

PDK · SDK · TDK · HTK

THE ROBUST ROTOR, HIGH-QUALITY WEAR PARTS AND WELL-ENGINEERED CHAMBER DESIGNS.

Horizontal-shaft impact crushers for every stage: PDK for primary crushing of soft to medium-hard rock, SDK for the second stage, TDK and the high-speed HTK for tertiary crushing and sand. All of them are built around GELEN's heavy rotor, cast-alloy blow bars and a chamber engineered for a cubical product in one pass.

17
MODELS IN THE SERIES

51.2 in
MAX. FEED SIZE

992 stph
MAX. OUTPUT

536 hp
MAX. INSTALLED POWER

APPLICATIONS

LIMESTONE QUARRIES · ASPHALT & CONCRETE AGGREGATES · RECYCLING · MANUFACTURED SAND · INDUSTRIAL MINERALS





DESIGN

ANATOMY OF AN IMPACTOR.

Reduction happens in the air: the rotor throws rock against the breaker plates, and rock against rock. The only parts that wear are the ones designed to.

1 Feed hopper and chains

A wide inlet with heavy curtain chains contains fly-back and keeps large feed moving into the rotor.

2 Heavy welded housing

Stress-relieved plate housing with bolted, replaceable liners on every impact face.

3 Hydraulic inspection doors

The housing opens hydraulically for blow-bar changes and inspection from a safe platform.

4 Rotor and belt drive

A massive rotor body on the shaft behind this pulley, carrying four cast-alloy blow bars that are reversed and replaced without removing the rotor.

5 Adjustable breaker plates

Two or three breaker plates, adjusted hydraulically to set the product size and gradation.

6 Overload protection

Hydraulic breaker-plate release passes uncrushable tramp iron without damage.

High reduction ratio

- Up to 1,300 mm feed on the PDK, reduced to road-base size in one pass
- Adjustable breaker plates for a wide range of product gradings
- Excellent product shape — cubical aggregate for concrete and asphalt

Built to last

- Heavy-duty rotor with premium wear parts
- Stress-relieved housing with replaceable liners
- Hydraulic overload release for tramp iron

Easy to run

- Hydraulic opening for fast blow-bar changes
- Optional rotor-speed variation for product control
- Same drive, bearings and wear-part families across the range



PRODUCT GRADATION

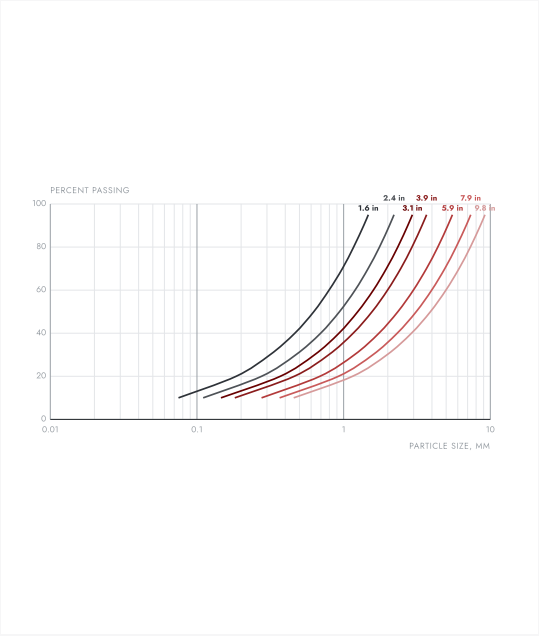

Technical graphs are for information only. Values are nominal and vary with feed material, gradation, moisture and operating conditions. Consult GELEN for your application.

FROM THE MANUAL

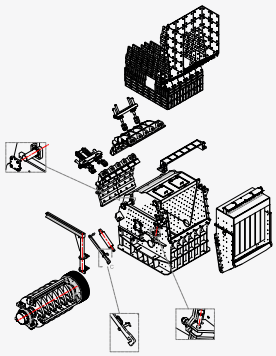

PDK1518 general arrangement — housing, rotor, breaker plates and drive.

SPECIFICATIONS

IMPACT CRUSHERS · PDK · SDK · TDK · HTK

MODEL	INLET OPENING in	MAX. FEED SIZE in	ROTOR DIAMETER in	OUTPUT stph	POWER hp	WEIGHT lb
PDK SERIES · PRIMARY						
PDK SERIES PRIMARY HORIZONTAL IMPACT CRUSHERS						
PDK1210	40.9x35.4	31.5	47.2	165 - 276	215	30,865
PDK1313	52.8x47.2	35.4	51.2	276 - 441	268	40,124
PDK1415	60.6x51.2	39.4	55.1	331 - 661	335	48,502
PDK1518	72.4x55.1	43.3	59.1	441 - 827	422	76,280
PDK1620	80.3x63.0	51.2	63.0	551 - 992	476	92,153

MODEL	INLET OPENING in	MAX. FEED SIZE in	ROTOR DIAMETER in	OUTPUT stph	POWER hp	WEIGHT lb
SDK SERIES · SECONDARY						
SDK SERIES SECONDARY HORIZONTAL IMPACT CRUSHERS						
SDK1210	40.9x31.5	15.7	47.2	110 - 276	215	21,605
SDK1213	52.8x31.5	19.7	47.2	165 - 331	268	27,999
SDK1315	60.6x35.4	23.6	51.2	220 - 496	335	37,919
SDK1418	72.4x37.0	25.6	55.1	276 - 573	476	52,911
SDK1420	80.3x38.6	27.6	59.1	331 - 661	536	62,391
K36	39.4x11.0	7.9	60.4	83 - 143	121	28,440
K35	59.1x11.0	7.9	60.4	193 - 276	215	48,502

MODEL	INLET OPENING in	MAX. FEED SIZE in	ROTOR DIAMETER in	OUTPUT stph	POWER hp	WEIGHT lb
TDK · HTK SERIES · TERTIARY						
TDK SERIES TERTIARY IMPACT CRUSHERS						
TDK1215	13.0x60.6	4.7	47.2	165 - 276	422	45,415
TDK1212	9.1x48.8	3.1	47.2	110 - 165	335	36,376
TDK1285	9.1x35.0	3.1	47.2	77 - 110	215	23,149
TDK1260	9.1x25.2	3.1	47.2	44 - 77	148	15,873
HTK1010	11.8x40.9	1.6	39.4	88 - 110	268	13,228

Values are nominal and depend on feed material, gradation and moisture. Imperial units converted from the metric originals; a metric edition of this brochure is available on request.

CHOOSE YOUR MODEL

ONE SERIES. THE WHOLE RANGE.

PDK primaries from 150 to 900 t/h, SDK secondaries from 75 to 600 t/h, TDK tertiaries and the HTK high-speed rotor for manufactured sand.

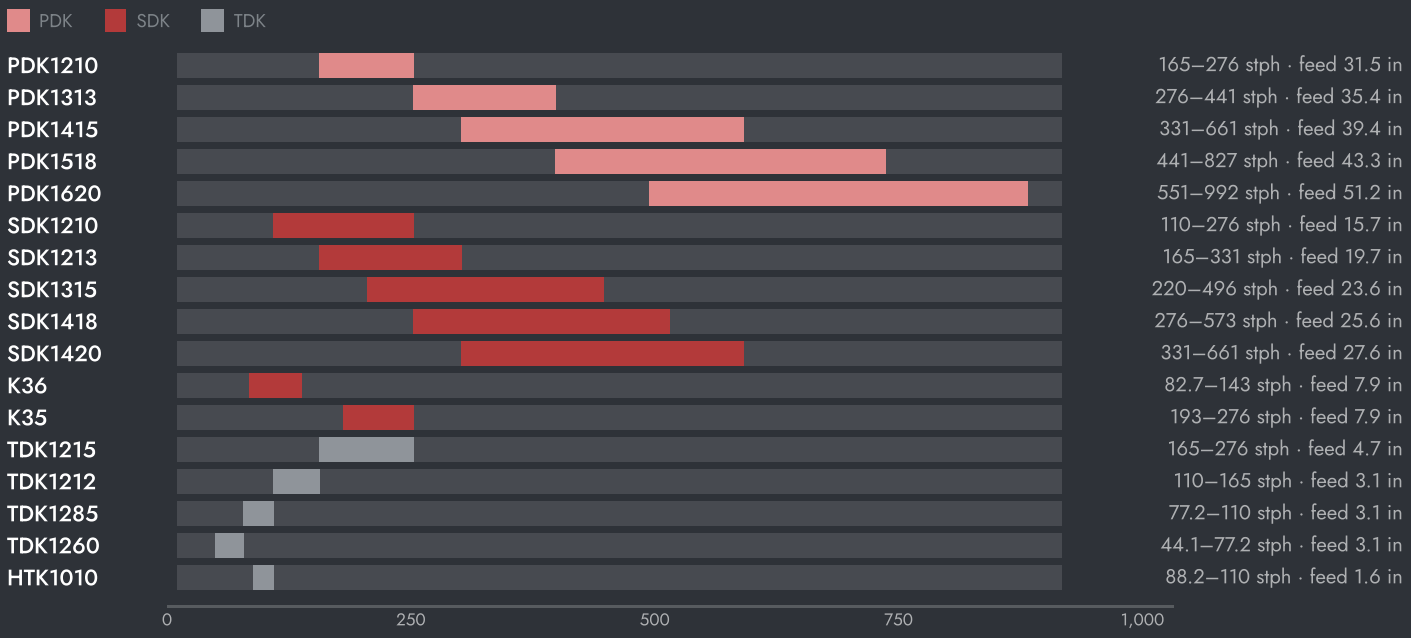

CAPACITY BY PRODUCT TOP SIZE

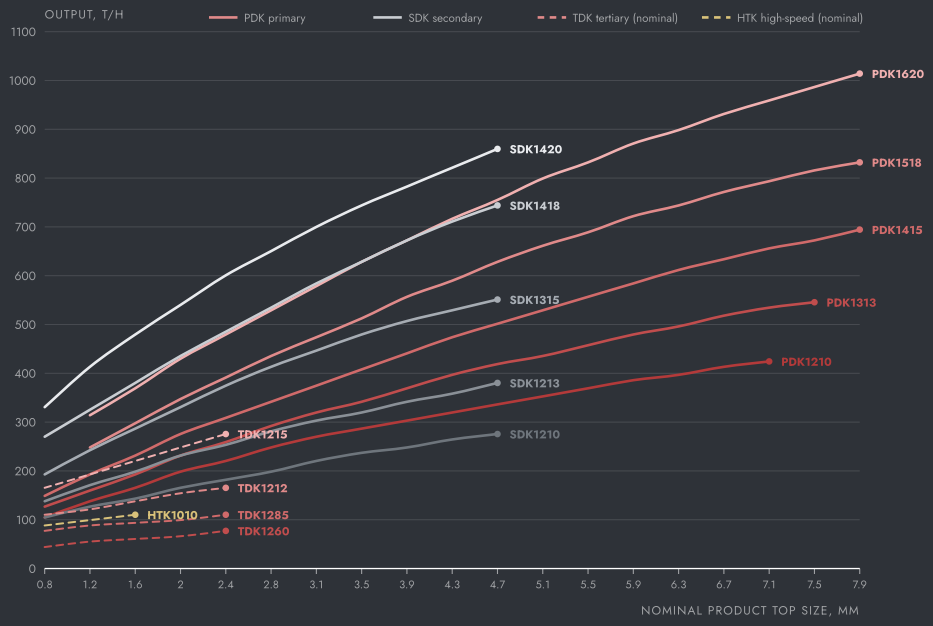

Technical graphs are for information only. Values are nominal and vary with feed material, gradation, moisture and operating conditions. Consult GELEN for your application.

HOW TO CHOOSE

01 PDK for run-of-mine feed up to 1,300 mm; SDK behind a primary; TDK and HTK for sand and chippings.

02 Read capacity from the curve at the product top size you sell, not at the maximum.

03 Softer, less abrasive rock favours the impactor; hard, abrasive rock favours a cone.



IN THE PLANT

WHERE IT WORKS.

A PDK replaces the jaw as the primary in softer rock. An SDK sits behind any primary; a TDK or HTK closes the circuit with the screens to make sand and chippings.

TYPICAL PLANT FLOW

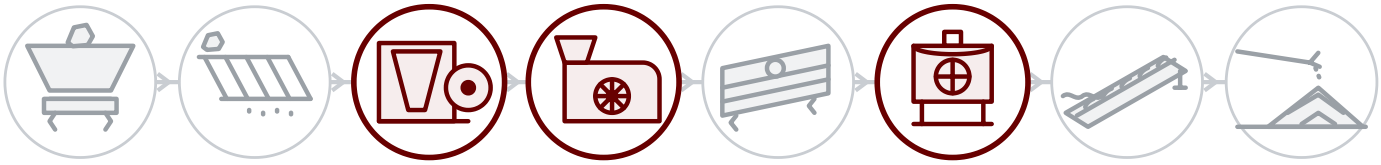

BEHIND EVERY MACHINE

Field service

Installation, commissioning and inspection by GELEN engineers, on site anywhere we sell.

Spares by serial number

Every machine has a serial and a QR on its nameplate. Scan it, and its parts list, manuals and service history open — and a spares order is one tap away.

Remote support

Production data, alarms and performance analytics from every connected plant, with support from the works.

CONTACT

TALK TO THE WORKS.

ASO 1. OSB, Oğuz Cd. No: 31
06930 Sincan, Ankara, Türkiye

PHONE	+90 312 267 06 20
E-MAIL	gelenmakina@gelenmakina.com
WEB	gelenmakina.com

SCAN FOR THE PRODUCT PAGE, CATALOGUE AND ENQUIRY FORM.

Full specifications, drawings and every other GELEN machine are in the Products Catalogue.

