GELEN

PRODUCT BROCHURE



ITE SERIES

GRIZZLY VIBRATING SCREENS

HEAVY SCALPING. CLEAN SEPARATION.

ITE SERIES

BUILT FOR THE BIGGEST STONE IN THE PLANT.

Run-of-mine ahead of the primary crusher, or the primary's coarse product: the heaviest feed in the plant will not last long on an ordinary screen deck. ITE grizzly screens are built for that duty: top decks of grizzly bars or perforated wear-steel plates, a stronger frame and heavy side plates, and one eccentric shaft giving a circular stroke. Seven models, in two- and three-deck versions.

7
MODELS IN THE SERIES

6.6 × 16.4 ft
LARGEST DECK

3
DECKS

30 hp
MAX. INSTALLED POWER

APPLICATIONS

SCALPING AHEAD OF THE PRIMARY
RUN-OF-MINE & QUARRY ROCK
REMOVING FINES & CLAY
PROTECTING THE CRUSHER
DEMOLITION RECYCLING





DESIGN

ANATOMY OF AN ITE.

A grizzly screen takes the impact of the heaviest rock on its top deck and still sizes what falls through. Shown cut away: a three-deck ITE.

1 Lined feed box
Run-of-mine feed lands on replaceable wear liners, not on the deck.

2 Stepped perforated top deck
Three wear-steel sections step down along the deck, so the bed tumbles and the fines find the openings.

3 Two screen decks below
Wedge-tensioned decks under the top deck split the undersize into two more products.

4 One shaft, outside weights
A single eccentric shaft at the centre of gravity, its weights outside the side plates where they are set.

5 Circular stroke
The same circle at every point of the deck. The slope carries the bed; the stroke lifts it.

6 Heavy-duty body
Thick side plates and a stronger frame for the impact of primary feed.

Built for primary feed

- Stronger frame and thick side plates for impact loading
- Lined feed box takes the fall of the rock
- Top deck of grizzly bars or perforated wear-steel plates

Scalping that keeps flowing

- Stepped top deck turns the bed over as it travels
- Circular stroke from one eccentric shaft, the same at every point of the deck
- Two or three decks size the undersize in one pass

Simple to maintain

- Replaceable wear plates and liners, section by section
- Wedge-tensioned media on the lower decks
- Unbalance weights outside the side plates, easy to reach and set







SPECIFICATIONS

GRIZZLY VIBRATING SCREENS - ITE SERIES

MODEL	WIDTH in	LENGTH in	2-DECK lb	3-DECK lb	4-DECK lb	POWER hp
ITE2050	78.7	196.9	20,283	–	–	30
ITE1850	70.9	196.9	18,739	21,054	–	30
ITE1650	63.0	196.9	17,857	19,401	–	25
ITE1440	55.1	157.5	9,259	10,362	–	20
ITE1240	47.2	157.5	5,071	6,283	–	15
ITE1230	47.2	118.1	3,968	4,409	–	7
ITE1225	47.2	98.4	3,638	4,189	–	7

Values are nominal and depend on feed material, gradation and moisture. Imperial units converted from the metric originals; a metric edition of this brochure is available on request.



CHOOSE YOUR MODEL

ONE SERIES. THE WHOLE RANGE.

Seven models, from the 1.2 × 2.5 m ITE1225 to the 2.0 × 5.0 m ITE2050, in two- and three-deck versions. Each bar is a model's deck area; the note gives its size.

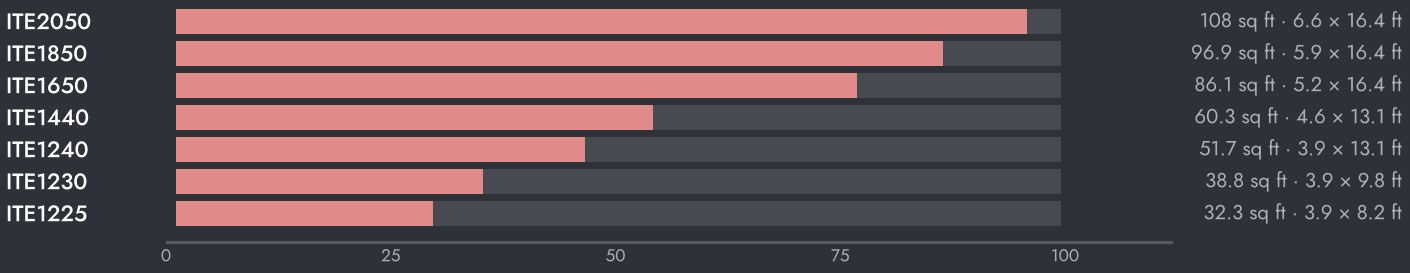



SETTING THE MACHINE

- Top deck — grizzly bars or perforated wear-steel plates, matched to the scalping cut.
- Stroke — circular, from one eccentric shaft; the weights are set outside the side plates.
- Lower decks — wedge-tensioned screen media for the undersize products.
- Liners — replaceable wear liners in the feed box and on the top deck.

HOW TO CHOOSE

01 Start from the feed: tonnage, top size, and the cuts you need.

02 Choose the width for the tonnage and the length for the screening time; read the deck area off the bar.

03 Choose the top deck for the duty, grizzly bars or perforated wear-steel plates, and the decks below for the products.



IN THE PLANT

WHERE IT WORKS.

Scalping is the ITE's job. Ahead of the primary crusher, it lets the fines and clay bypass the crusher; after it, it takes the coarse product and sends the oversize on to the secondary. Either way, the machines downstream only see the stone they are meant to process.

TYPICAL PLANT FLOW

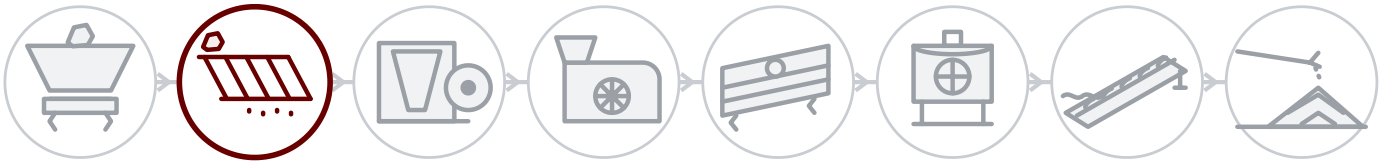

BEHIND EVERY MACHINE

Field service

Installation, commissioning and inspection by GELEN engineers, on site anywhere we sell.

Spares by serial number

Every machine has a serial and a QR on its nameplate. Scan it, and its parts list, manuals and service history open — and a spares order is one tap away.

Remote support

Production data, alarms and performance analytics from every connected plant, with support from the works.

CONTACT

TALK TO THE WORKS.

ASO 1. OSB, Oğuz Cd. No: 31
06930 Sincan, Ankara, Türkiye

PHONE	+90 312 267 06 20
E-MAIL	gelenmakina@gelenmakina.com
WEB	gelenmakina.com

SCAN FOR THE PRODUCT PAGE, CATALOGUE AND ENQUIRY FORM.

Full specifications, drawings and every other GELEN machine are in the Products Catalogue.

