GELEN

PRODUCT BROCHURE



DD SERIES

DUAL DRIVE SCREENS

TWO DRIVES, ONE CIRCULAR THROW.

DD SERIES

HEAVY MOISTURE, FINE CUTS AND HIGH CAPACITY, ON A BODY WITH NO STEEP INCLINE.

Two motors turn two parallel shafts in the same direction, held in phase by a toothed timing belt. Their counterweights add into a single rotating force, so the body describes a circular orbit — with the exciter load and the bearing duty shared across two shafts instead of one.

11 × 22.3 ft
LARGEST DECK

3
DECKS

59 hp
MAX. INSTALLED POWER

APPLICATIONS

- FRAC SAND AND PROPPANT CLASSIFICATION
- DEWATERING DUTY
- FINE AND ULTRA-FINE CUTS
- HEAVY-MOISTURE AND STICKY FEEDS
- HIGH CAPACITY WHERE HEADROOM IS LIMITED





DESIGN

ANATOMY OF A DD.

Splitting the exciter across two shafts is what lets the DD carry an unbalance a single eccentric shaft could not. Everything else follows from that and from the horizontal frame.

1 Two independent motors

Each shaft has its own squirrel-cage motor and V-belt drive. Current, bearing temperature and vibration are observable per side, which makes a fault easy to isolate.

2 Twin shafts in phase

Two parallel shafts turn in the same direction, held in phase by a toothed timing belt between them — the belt itself is on page 5. In phase their counterweights add into one rotating resultant.

3 Lightly sloped decks

The frame is bolted down at 0°; the deck stack carries a small downward slope. The bed advances under the orbit, assisted by that slope.

4 Huck-bolted body

Swaged-collar structural joints instead of welds in the vibrating structure, on stress-relieved side plates. Eight helical springs, two at each corner, carry the body.

5 Lined feed box

Replaceable liners where the feed lands, bolted discharge-lip liners and rubber curtains — every surface the material touches comes off.

6 Bolted screen media

Polyurethane deck panels with anti-blinding balls as supplied; wire mesh and rubber fit the same bolted tension rails.

Carries a bigger unbalance

- Exciter force split across two shafts and four bearings
- Strong circular throw that stratifies moist fines
- Stroke set at the factory by counterweight mass and phasing

Fits where height is short

- Horizontal frame at 0° — no steep incline to build under
- Travel comes from the deck slope and the orbit, not from gravity
- Low-headroom installation at high capacity

Built to be serviced

- Two independent oil baths on spherical roller bearings
- Huck swaged-collar structural joints, no welds in the vibrating body
- Bolted, replaceable liners, curtains and deck cassettes







SPECIFICATIONS

DUAL DRIVE SCREENS · DD SERIES

MODEL	WIDTH in	LENGTH in	3-DECK lb	POWER hp
DD6203	131.7	267.9	36,376	2x30

Values are nominal and depend on feed material, gradation and moisture. Imperial units converted from the metric originals; a metric edition of this brochure is available on request.



FROM THE MANUAL



The timing belt between the two shafts — what keeps them in phase, and what makes the throw circular.

CHOOSE YOUR MODEL

ONE SERIES. THE WHOLE RANGE.

The DD is not a size ladder. Every machine is built to its duty: deck count, aperture set, counterweight setting and motor pairing are matched to the feed, the cut and the capacity when the order is placed. The DD6203 below is the released build.

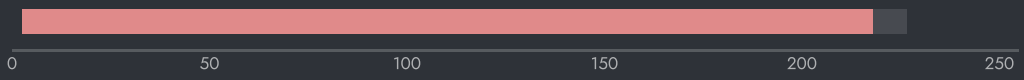



SETTING THE MACHINE

- Motion — circular. Two co-rotating shafts, not counter-rotating; the orbit is near-circular over the centre of gravity and opens into a flatter ellipse toward the ends.
- Wet mode — spray bars and dust containment are configured to the delivered machine.
- Duty change — a new feed or cut needs media, counterweight or motor changes; confirm with application engineering.

HOW TO CHOOSE

01 Start from the feed: tonnage, top size, gradation, moisture and the cut points you need.

02 Deck count and aperture set follow from the cut; the counterweight setting follows from the bed depth.

03 GELEN application engineering sizes the machine — there is no off-the-rack DD.



IN THE PLANT

WHERE IT WORKS.

A DD sits where the feed is wet, the cut is fine, or the building is short. It takes the duty an inclined circular screen cannot — heavy moisture and dewatering, ultra-fine separations, proppant classification — and it does it on a horizontal body that fits under a low roof.

TYPICAL PLANT FLOW

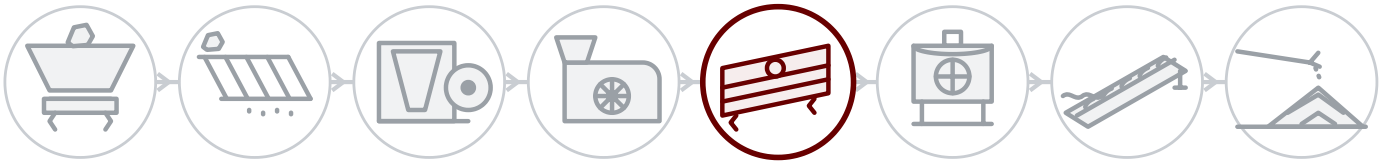

BEHIND EVERY MACHINE

Field service

Installation, commissioning and inspection by GELEN engineers, on site anywhere we sell.

Spares by serial number

Every machine has a serial and a QR on its nameplate. Scan it, and its parts list, manuals and service history open — and a spares order is one tap away.

Remote support

Production data, alarms and performance analytics from every connected plant, with support from the works.

CONTACT

TALK TO THE WORKS.

ASO 1. OSB, Oğuz Cd. No: 31
06930 Sincan, Ankara, Türkiye

PHONE	+90 312 267 06 20
E-MAIL	gelenmakina@gelenmakina.com
WEB	gelenmakina.com

SCAN FOR THE PRODUCT PAGE, CATALOGUE AND ENQUIRY FORM.

Full specifications, drawings and every other GELEN machine are in the Products Catalogue.

