GELEN

PRODUCT BROCHURE



GSP SERIES

COMPACT SAND PLANTS

LOW-MOISTURE SAND FROM SLURRY, IN ONE COMPACT UNIT.

GSP SERIES

PUMP, CYCLONES AND SCREEN, ON ONE FRAME.

GSP compact sand plants recover saleable, low-moisture sand from a slurry. A pump lifts the slurry from the sump to the hydrocyclones, where centrifugal force removes clay, silt and slime; the sand drops onto a high-frequency dewatering screen and leaves dry enough to stockpile and sell. Four plants, from 100 to 300 t/h.

4
MODELS IN THE SERIES

300 t/h
MAX. OUTPUT

750 m³/h
MAX. SLURRY FEED



APPLICATIONS

- CONCRETE & ASPHALT SAND
- MANUFACTURED SAND
- FINES RECOVERY
- SAND FROM WASH-PLANT SLURRY
- INDUSTRIAL SAND

DESIGN

ANATOMY OF A GSP.

A sump, a slurry pump, hydrocyclones and a dewatering screen on one frame: the cyclones wash and classify, the screen dewaters. Shown: a GSP-3.



1 Hydrocyclones

Centrifugal force sends clay, silt and slime out of the top with the water, and the sand down onto the screen. Rubber-lined for long service.

2 Vibrating motors

Two vibrating motors drive the screen in a high-frequency linear motion.

3 Dewatering screen

Modular polyurethane panels hold the sand while the water drains through, building a bed that dewaters itself.

4 Sand discharge

Dewatered, saleable sand leaves over the discharge lip, ready for the stockpile conveyor.

5 Sump

The slurry and the screen's underflow collect in the sump, ready for the pump.

6 Slurry pump

A rubber-lined pump returns the sump's slurry to the cyclones.

Saleable sand

- Low-moisture sand, ready to stockpile and sell
- Clay, silt and slime removed in the cyclones
- Recovers fine sand the water would carry away
- One or two cyclones per plant

Compact and complete

- Pump, cyclones, screen and sump on one frame
- A static plant with platform and stair
- From 100 to 300 t/h in four sizes
- Feed volume stated for every plant

Easy to keep

- Rubber-lined pumps and cyclones for long service
- Modular polyurethane screen decks
- User-friendly operation
- Sized with the screens and water circuit around it, as one sand line







SPECIFICATIONS

COMPACT SAND PLANTS - GSP SERIES

MODEL	CAPACITY mtph	SCREEN SIZE mm	SCREEN MOTOR kW	CYCLONE SIZE	PUMP MOTOR kW	FEED VOLUME cu.m/h
GSP-1	100	1800 x 2400	2 x 5.5	660	37	300 - 350
GSP-2	200	1500 x 4000	2 x 6.1	2 x 660	55	500 - 550
GSP-3	250	1800 x 4000	2 x 7.5	2 x 660	75	550 - 600
GSP-4	300	2100 x 4900	2 x 11	2 x 840	75	700 - 750

Values are nominal and depend on feed material, gradation and moisture. Metric units; an imperial edition of this brochure is available on request.



CHOOSE YOUR MODEL

ONE SERIES. THE WHOLE RANGE.

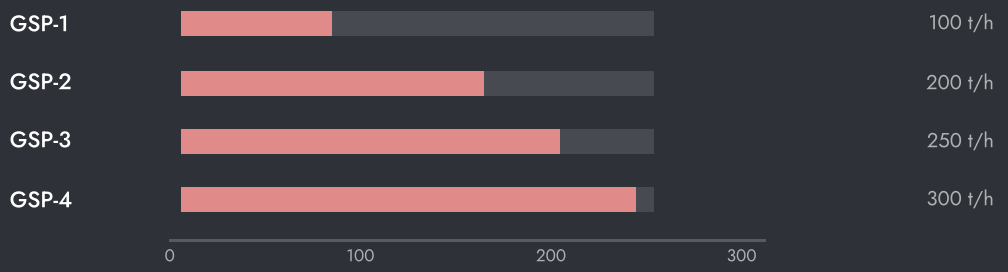

Four plants, from the GSP-1 to the GSP-4. Each bar runs to a plant's rated capacity.

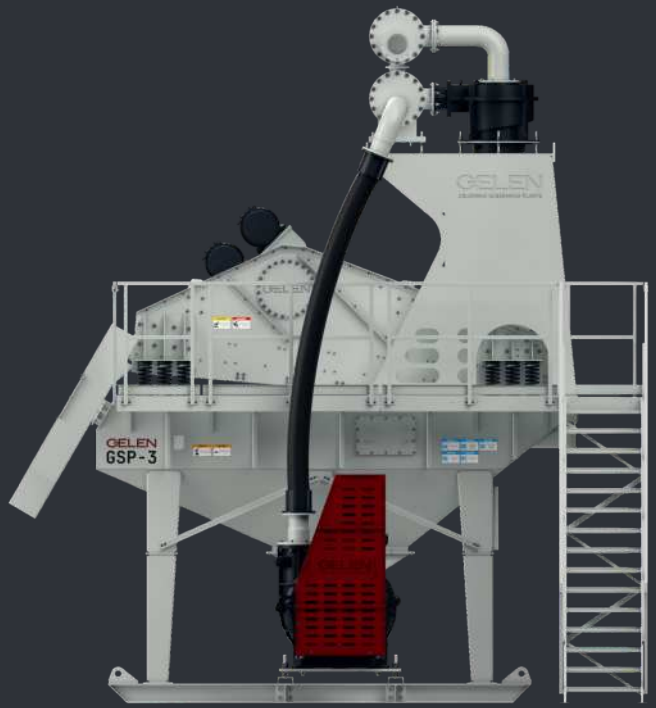

SETTING THE MACHINE

- Keep the sump level steady. A pump running dry or overflowing upsets the cyclones.
- Watch the cyclone underflow. A rope discharge means the cyclone is overloaded.
- Check the screen panels and replace worn ones before sand passes through.
- Inspect the pump and cyclone liners on a schedule.

HOW TO CHOOSE

01 Start from the slurry: tonnage of sand, volume of water and the fines it carries.

02 Choose the plant whose feed volume covers your slurry, and whose capacity covers your sand.

03 GELEN engineering sizes the plant and its water circuit together, for your plant.



IN THE PLANT

WHERE IT WORKS.

A GSP sits at the end of a wash line. It takes the slurry from the wet screen or the classifier, recovers the fine sand the water would carry away, and sends the clay and silt to the settling pond or thickener.

TYPICAL PLANT FLOW

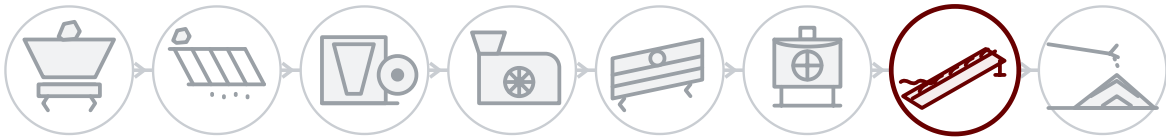

01 Blast & feed
02 Scalping
03 Primary crushing
04 Secondary crushing
05 Screening
06 Tertiary & sand
07 Washing
08 Stockpile & load-out

BEHIND EVERY MACHINE

Field service

Installation, commissioning and inspection by GELEN engineers, on site anywhere we sell.

Spares by serial number

Every machine has a serial and a QR on its nameplate. Scan it, and its parts list, manuals and service history open — and a spares order is one tap away.

Remote support

Production data, alarms and performance analytics from every connected plant, with support from the works.

CONTACT

TALK TO THE WORKS.

ASO 1. OSB, Oğuz Cd. No: 31
06930 Sincan, Ankara, Türkiye

PHONE	+90 312 267 06 20
E-MAIL	gelenmakina@gelenmakina.com
WEB	gelenmakina.com

Full specifications, drawings and every other GELEN machine are in the Products Catalogue.

SCAN FOR THE PRODUCT PAGE, CATALOGUE AND ENQUIRY FORM.

